



AGENDA

Annual Action Plan FY2022

Public Hearing

Wednesday, May 11, 2022, 5:00 p.m.
Little Haiti Cultural Center – Heat Room
212-260 NE 59th Terrace
Miami, FL 33137

1. *Introduction*

2. *Action Plan – What is it?*

- ✓ Assistant Director, Department of Housing and Community Development – Roberto Tazoe
- ✓ Programs covered under the Action Plan

3. *Public Input & Comments*

The meeting will open for live public input and online comments to identify the City's needs in the areas of economic development, housing, capital improvements, social services, and special needs populations (i.e. the elderly, homeless, etc.)

4. *Adjournment*

Department of Housing and Community Development

City of Miami – Department Housing & Community Development
Public Hearing: Annual Action Plan FY2022

Every year, the City of Miami is required to submit an annual Action Plan to the U.S. Department of Housing and Urban Development (“HUD”) in accordance with 24 CFR 91, in an effort to remain eligible for the following federal funds: Community Development Block Grant (“CDBG”), Emergency Solutions Grant (“ESG”), Home Investment Partnership (“HOME”), and Housing Opportunities for Persons with AIDS (“HOPWA”). Depicted in the annual Action Plan are strategies and activities that will address the housing, economic and community development needs of the city. The Department of Housing and Community Development prepares the annual Action Plan as part of a collaborative process to establish a unified vision of community development actions. This process creates the opportunity for strategic planning and citizen participation to take place in a comprehensive context and aims to reduce duplication of effort at the local level. It also provides a method to measure progress of the various program goals, specific objectives, and annual goals set by the Department of Housing and Community Development. The existing annual Action Plan covers FY2021 (expires September 30, 2022).

This public hearing has been organized in an effort to gather public input related to the priorities and strategies the City should consider when drafting its new annual Action Plan for FY2022.

The annual Action Plan as part of the Five-Year Consolidated Plan is not only a planning document; it is an expression of a community’s vision regarding its future. For the vision to truly be effective, the needs and desires of its residents, public involvement is critical. Briefly stated, the annual Action Plan is a detailed illustration of community development issues in the City and includes an analysis and inventory of community services, proposed funding to respond to community issues, and goals with objectives to address community priorities. This plan serves the following functions:

- a planning document for the City.
- an application for federal funds under HUD’s formula grant programs.
- a strategy to be followed in carrying out HUD programs.
- an action plan that provides a basis for assessing performance.

In recent years, federal allocations to all local and state governments have been deeply affected by federal budget cuts. In 2002, the City of Miami was receiving over \$12 million dollars under the CDBG. For next fiscal year, while not yet officially announced by HUD, the city is expected to receive around \$5.6 million, a decrease of close to 58% of the allocation of FY2002.

Funding Fact Sheet

The Department of Housing and Community Development (“Department”) is responsible for operating all of the city’s housing assistance and community development programs. The following provides an overview of the funding sources the Department has available to support such activities:

Federal Funding

Community Development Block Grant (CDBG):

Begun in 1974 by President Nixon, The Community Development Block Grant (CDBG) program allots federal funding to more than 1,000 municipalities for a variety of initiatives. The funds must be used for activities that benefit low- and moderate-income persons. As an entitlement city, Miami receives an annual CDBG grant on a formula basis. The formula takes into account total population, overcrowding and poverty.

Federal regulations require that no more than 15% of CDBG funds are used for public services in the community. The remaining percentage of funding is utilized for economic development, public facilities & improvements, and affordable housing efforts. CDBG activities are initiated and developed at the local level based upon the needs, priorities, and benefits of the community. The program has garnered wide, bi-partisan support over the past three decades and has been a signature program for cities and counties to create jobs, increase economic development opportunities, expand homeownership, and provide assistance to the neediest in our society.

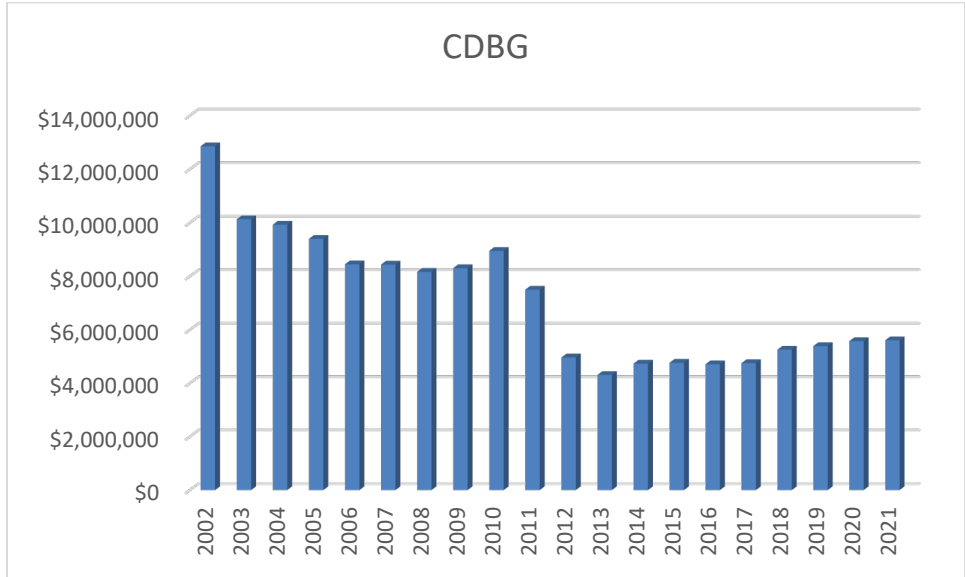
The table and chart below display the trend of federal funds allocated to the City of Miami in the past few years.

City of Miami Total Federal Government Allocations

Fiscal Year	CDBG	HOME	HOPWA	ESG
2002-2003	\$12,856,000	\$5,409,000	\$12,482,000	\$447,000
2003-2004	\$10,132,000	\$5,140,914	\$10,617,000	\$440,000
2004-2005	\$9,928,000	\$5,576,068	\$10,715,000	\$370,622
2005-2006	\$ 9,398,140	\$5,057,634	\$10,351,000	\$363,122
2006-2007	\$8,450,357	\$4,712,400	\$11,189,000	\$361,489
2007-2008	\$8,438,887	\$4,602,629	\$11,689,000	\$364,454
2008-2009	\$8,169,495	\$4,502,940	\$12,370,000	\$363,601
2009-2010	\$8,305,859	\$5,006,326	\$12,599,526	\$363,734
2010-2011	\$8,950,890	\$4,974,286	\$12,935,584	\$363,411
2011-2012	\$7,503,156	\$4,409,501	\$12,498,939	\$566,623
2012-2013	\$4,965,718	\$2,953,344	\$12,163,466	\$649,754
2013-2014	\$4,310,994	\$2,739,022	\$11,381,465	\$362,264
2014-2015	\$4,734,641	\$2,756,727	\$11,348,256	\$399,538
2015-2016	\$4,768,648	\$2,531,595	\$11,311,866	\$422,030

2016-2017	\$4,712,378	\$2,583,886	\$11,561,671	\$429,274
2017-2018	\$4,751,867	\$2,554,653	\$11,672,111	\$424,243
2018-2019	\$5,259,044	\$3,545,440	\$11,680,308	\$427,775
2019-2020	\$5,389,694	\$3,297,681	\$11,628,915	\$446,241
2020-2021	\$5,578,293	\$3,545,756	\$11,572,054	\$473,580
2021-2022	\$5,606,621	\$3,509,757	\$11,924,914	\$475,732
2022-2023	?	?	?	?

The following chart depicts CDBG funding allocations starting from fiscal year 2002:

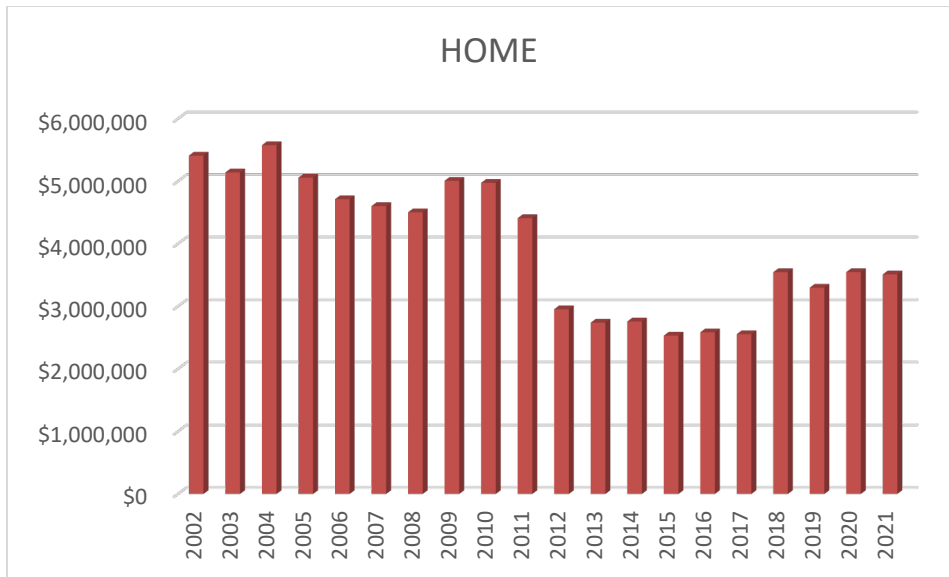


HOME Investment Partnership Program (HOME):

The HOME program was created to increase the supply of safe, decent, sanitary and affordable housing for low and very low-income households. It also assists the capacity of non-profit housing providers developing affordable housing. HOME funds can be utilized to carry out a wide variety of housing activities for low-income families, including:

- Homebuyer programs – down payment and closing cost assistance, construction loans, rehabilitation, new construction, or soft cost pre-development.
- Rental housing programs – consisting of construction loans, permanent mortgage loans, bridge loans, rehabilitation, new construction, or soft cost pre-development and refinancing.
- Housing rehabilitation programs, including grants, loans, interest subsidies, and loan guarantees to pay for hard costs, related soft costs, and refinancing expenses.

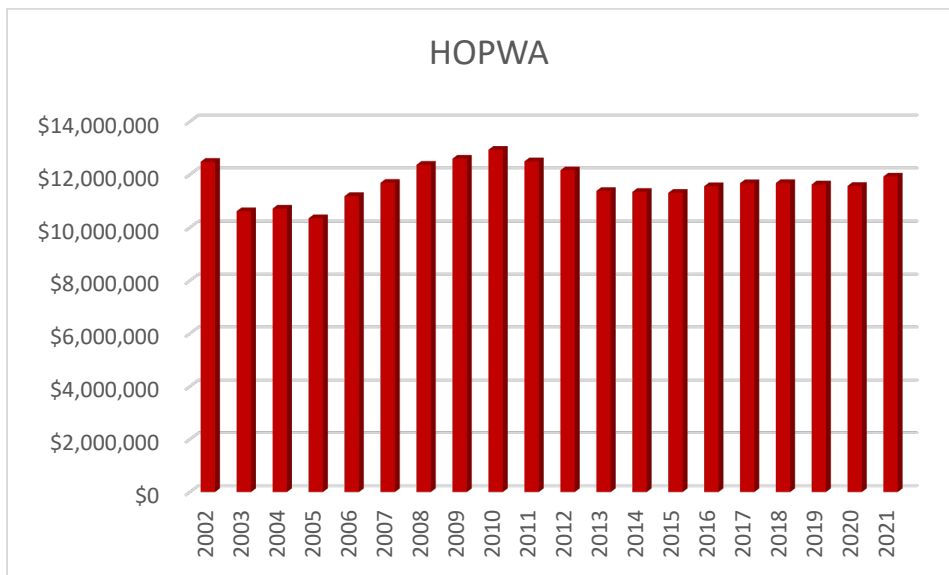
The following chart depicts HOME funding allocations starting from fiscal year 2002:



Housing Opportunities for People with AIDS (HOPWA):

The City of Miami serves as administrator of the formula grant funded HOPWA program for the entire geographical area of Miami-Dade County. The goal and intent of the local HOPWA program is to ensure that a continuum of housing options and related housing services is available to low-income persons with acquired immunodeficiency syndrome or related diseases to prevent homelessness of such individuals and their families. The city provides our HOPWA clients with housing assistance and/ or provides funds to developers building affordable housing units reserved for HOPWA clients. The City of Miami presently assists over 850 clients under this program.

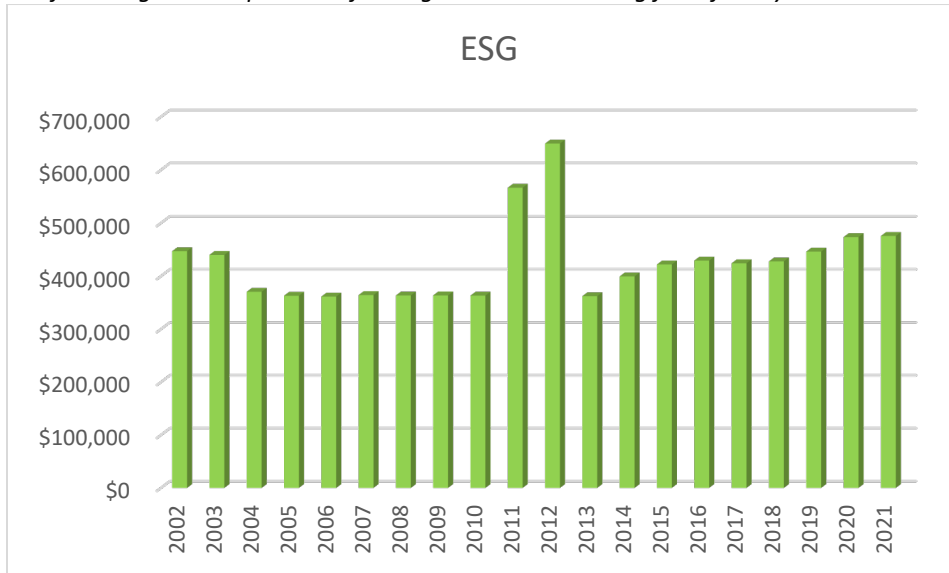
The following chart depicts HOPWA funding allocations starting from fiscal year 2002:



Emergency Shelter/Solutions Grant (ESG):

The Emergency Shelter/Solutions Grant program is a formula program that allocates monies to improve the quality and number of emergency homeless shelters and/ or related social services for the homeless. ESG provides a foundation for homeless people to begin moving toward independent living. The current level of funding is based on the yearly homeless assistance appropriation, as well as the demand of HUD's other McKinney-Vento Act programs. The City of Miami does not provide homeless shelters as this is a Miami-Dade County function. The city uses ESG funds to provide outreach services for the homeless as well as rapid rehousing and homeless prevention.

The following chart depicts ESG funding allocations starting from fiscal year 2002:



State Housing Initiative Partnership (SHIP):

Funding comes from the State of Florida. This is the first permanently funded state housing program in the nation to provide funds directly to local governments to increase affordable housing opportunities.

The table and chart below display the trend of state funds allocated to the City of Miami in the past few years. The SHIP program fluctuated following trends in the overall housing market.

Year	SHIP Funding (State)
2002-2003	\$2,373,456
2003-2004	\$1,843,797
2004-2005	\$1,755,411
2005-2006	\$2,030,433
2006-2007	\$2,266,540
2007-2008	\$2,232,704
2008-2009	\$2,216,228
2009-2010	\$188,561
2010-2011	\$0
2011-2012	\$195,957
2012-2013	\$100,743
2013-2014	\$572,606
2014-2015	\$1,289,976
2015-2016	\$1,321,882
2016-2017	\$1,777,219
2017-2018	\$1,230,664
2018-2019	\$380,166
2019-2020	\$512,815
2020-2021	\$0
2021-2022	\$2,088,211
2022-2023	?

