


Attention Kids!



Get Ready Safety Rangers...Let's Explore The Living Room!
In each area you visit, Rover will give you important safety tips.
For the five hazards circled above, Rover says:

- Keep newspapers and other items that could catch fire away from the fireplace
- Don't overload electrical sockets—too many plugs in one outlet could cause a fire
- Keep toys off of stairs AND out of walkways to help prevent falls
- Keep toys with small parts away from younger kids who could choke on the pieces

HERE'S WHAT TO LOOK FOR:



Fire and Burn Hazard



Falling Hazard



Poisoning Hazard



Choking Hazard

Courtesy of Risk Watch™

Help Rover sniff out hidden dangers in the home!



Rover Says:



F	L	A	S	H	L	I	G	H	T	S
A	N	D	E	G	L	I	D	S	V	I
I	S	A	P	E	R	O	V	E	R	T
P	R	K	L	L	F	W	W	V	B	T
Q	L	T	A	P	C	S	H	G	K	O
R	I	A	M	G	E	F	Y	B	O	E
T	N	X	Y	E	R	P	W	S	T	A
C	O	X	A	I	B	O	A	E	O	T
O	I	D	J	C	T	D	W	C	R	S
D	A	G	X	N	V	S	U	N	S	B
E	B	D	X	L	A	M	A	I	U	E
R	O	L	Z	Y	N	L	Y	F	B	P
E	A	D	V	E	N	T	U	R	E	Z
D	H	O	M	E	S	A	F	E	T	Y

Can you find the hidden safety words in the puzzle?

- Rover
- Adventure
- Play It Safe
- Escape Plan
- Code Red
- Flashlight
- Ask a Grownup
- Home Safety
- Sit To Eat



Which one is safer?

Circle the picture that shows what you would do to be safe in the following scenes. Finished? After completing the activities in this book, check out the answer key in the back of the book to make sure you're right.

Scene A




Scene B



Scene C



Scene D






What's Cookin' in the Kitchen?

Circle what's wrong with this picture.

Home safety hints from Rover:

- Make sure pot handles are turned away from stove's edge—they can be knocked off the stove and burn somebody
- Do not touch poisons or cleaning supplies—they contain chemicals that can be dangerous



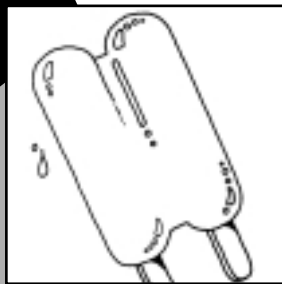
A Rover

Reminder: Don't Touch Hot Things

Color the hot things RED and the cold things BLUE.



puppy dog



ice cream bar



steaming coffee



bath water



food on the stove




glass of ice water

Courtesy of Risk Watch™

Help Rover get outside!




Rover and friends are hard at work searching for hidden hazards. Help them find the fastest route to the backyard so they can help with your next safety challenge!




Take a Look Into the Backyard!

Safety hints from Rover:


- Stay away from grills outside in case they are hot
- Make sure your pool has a 5-foot fence and have a parent with you when swimming
- Keep toys put away and out of traffic areas to help prevent falls


Circle  what's wrong with this picture.



Step into the Bathroom!



Circle  what's wrong with this picture.



Safety hints from Rover:


- Lock medicines in cabinets away from children; they can hurt you if not taken properly
- Keep electrical items away from water and unplugged—they can cause dangerous shocks
- Wet floors can be dangerous because they can cause falls; use non-slip bath mats inside and outside of the tub to prevent falls




Where is ROVER?



Rover's at it again! Rover has been sent to help safety proof this bedroom. Can you find SIX Rovers hidden in this picture?



Check off each Rover as you find him in the picture.





Congratulations!

You've met Rover's challenge and spotted his home safety hazards.

Rover proudly recognizes

as an official
Home Safety Ranger!



Rover 



The Answers

Which One is Safer?

Scene A



Eating is serious business; always eat while seated properly at the table.

Scene B




Tell a grown-up if you find matches or lighters; never pick them up yourself.

Scene C




Ask a grown-up before eating or drinking anything; all poisons should be out of the sight and reach of children.

Scene D




Know what to do when the smoke alarm sounds—get out!

Help Rover Get Outside!



Rover Says:
Can You Find the Hidden Words?



Where is Rover?

