



The City of Miami operates a multi-year Capital Improvement Plan (CIP), which was approved for the long-range physical development of the City. The CIP is a six-year funding plan, which is updated annually, and includes capital outlay of \$5,000 or more, resulting in the acquisition, improvement or addition to fixed assets in the form of land, buildings or other improvements, with a life expectancy of at least three years.

The most recent CIP was approved by the City Commission in June 2008 and includes projects scheduled from fiscal years (FY) 2008 through 2013. It currently includes \$1,282,985,821 in total planned projects of which \$737,229,277 or 57.5% are currently funded. \$29,463,815 is anticipated to be appropriated in FY'09. The amounts indicated in this section are based on the five year CIP Plan. For more details about the capital plan please go to www.miamigov.com/CapitalImprovements.

The following is information related to each capital outlay category:

General Government: To account for the acquisition or construction of major capital facilities that supports the City of Miami. The CIP for General Government projects includes \$113,450,320 in total planned projects of which \$72,588,905 or 64% is funded. \$7,740,267 in appropriations is planned in FY'09.

Community Redevelopment Agency (CRA): To account for the acquisition or construction of major capital facilities for community redevelopment in the defined Community Redevelopment Area. The CIP for CRA projects includes \$17,507,531 in total planned projects of which \$7,322,000 or 41.8% is funded. No appropriations are planned in FY'09.

Public Safety: To account for the acquisition or construction of major capital facilities that supports the City of Miami's Police and Fire operations. The CIP for Public Safety projects includes \$119,934,517 in total planned projects of which \$87,307,507 or 72.8% is funded. \$1,485,949 in appropriations is planned in FY'09.

Disaster Recovery: To account for revenue received from the Federal Emergency Management Agency (FEMA), insurance and other agencies as reimbursement for city-wide disasters in the area of debris removal, roads and bridges, buildings and equipment, parks, marinas, stadiums and other measures of relief. The CIP for Disaster Recovery projects include \$3,927,400 in total planned projects of which \$3,927,000 or 100% is funded. No appropriations are planned in FY'09.

Public Facilities: To account for the acquisition or construction of major capital facilities for public use such as marinas and stadiums. The CIP for Public Facility projects include \$139,873,535 in total planned projects of which \$83,021,887 or 59.4% is funded. \$453,205 in appropriations is planned in FY'09.

Parks and Recreation: To account for the acquisition, rehabilitation, or construction of major capital facilities and equipment for cultural and recreational activities such as parks, elderly and youth day care centers. The CIP for Parks and Recreation projects includes \$246,774,987 in total planned projects of which \$156,676,406 or 63.5% is funded. \$2,822,064 in appropriations is planned in FY'09.



Streets and Sidewalks: To account for expenditures for the construction or repair of City-owned streets and sidewalks. The CIP for Street and Sidewalk projects includes \$262,777,882 in total planned projects of which \$191,863,294 or 73% is funded. \$7,503,636 in appropriations is planned in FY'09.

Mass Transit: To account for expenditures related to mass transit activities. The CIP for Mass Transit projects includes \$240,908,353 in total planned projects of which \$21,992,216 or 9.1% is funded. \$2,375,186 in appropriations is planned in FY'09.

Storm Sewers: To account for expenditures for the construction of storm sewers. The CIP for Storm Sewer projects includes \$130,257,052 in total planned projects of which \$105,062,168 or 80.7% is funded. \$4,496,193 in appropriations is planned in FY'09.

Solid Waste: To account for the acquisition of equipment or facility maintenance associated with the collection and removal of solid waste. The CIP for Solid Waste projects includes \$7,574,244 in total planned projects of which \$7,467,494 or 98.6% is funded. \$2,587,315 in appropriations is planned in FY'09.

Funding Sources

The City of Miami CIP is currently funded at \$737,229,277. The following is a list of funding sources and its anticipated appropriations in FY'09:

- Federal Grants –Consist primarily of reimbursable grants from FEMA and is to be used for specified purposes. This source equals \$15,061,758 or 2.0% of the total funds in the CIP. The FY'09 budget anticipates \$66,974 will be appropriated to support approved projects.
- State Grants –Grants awarded by the State of Florida for specified purposes. This source equals \$71,835,177 or 9.7% of all funds received in the CIP. The FY'09 budget anticipates \$2,000,000 will be appropriated to support approved projects.
- Grants –Miami-Dade County –Grants received from Miami-Dade County to be used for specified purposes. This source equals \$96,934,538 or 13.1% of all funds received in the CIP. The FY'09 budget anticipates no funds will be appropriated from this source to support related projects.
- Grants –Other –Other grants which are not from federal, state, or county sources. This source equals \$24,610,239 or 3.3% of all funds received in the CIP. The FY'09 budget anticipates no funds will be appropriated from this source to support related projects.
- City of Miami Bonds –Consist of both General Obligation (GOB) and Special Obligation Bonds (SOB) issued by the City for capital improvements. This source equals \$305,926,088 or 41.5% of all funds received in the CIP. The FY'09 budget anticipates \$453,205 will be appropriated to support approved projects.



- CIP Fees/Revenues –Funds collected from current year revenue, prior year fund balance appropriations and contributions from other funds. This source equals \$210,798,173 or 28.6% of all funds received in the CIP. The FY'09 budget anticipates \$26,888,261 will be appropriated to support approved projects.
- Other –Consists primarily of private contributions and donations as well as the sale of land. This source equals \$12,066,304 or 1.6% of all funds received in the CIP. The FY'09 budget anticipates \$55,375 will be appropriated to support approved projects.



Impact of CIP on FY'09 Budget

The table below summarizes the impact the 2009 Capital Improvement Plan (CIP) is anticipated to have on the General Fund, Special Revenue Funds, and Debt Service Fund.

<u>Fund</u>	<u>Operating Expenses</u>	<u>Capital Outlay</u>	<u>Transfers OUT</u>	<u>Principal & Interest</u>	<u>Total</u>
General Fund	\$4,289,882	\$8,635,666	\$3,664,884		\$16,590,432
Special Revenue Funds			\$8,710,131		\$8,710,131
Debt Service Funds				\$14,303,060	\$14,303,060
Total	\$4,289,882	\$8,635,666	\$12,375,015	\$14,303,060	\$39,603,623

Operating Expenses –Impacts of completed CIP projects on departmental costs in the General Fund in FY'09. These impacts are estimated as following:

- Parks and Recreation \$1,831,699
- Public Works \$698,868
- Public Facilities (\$137,916)
- Fire Rescue \$16,000
- Police \$1,709,218
- General Service Admin. \$172,014

Capital Outlay –Costs related to the purchase of new and replacement equipment totaling \$5,000 or more. This includes the following:

- City-Wide Fleet Replacement \$4,721,101
- Upgrade PC Software/Hardware \$1,327,250
- Solid Waste Equipment \$2,587,315

Transfers-OUT –Contributions made to the CIP in FY'09 in support of related capital projects. This includes the following:

- General Fund \$1,641,885 Storm-Water Utility Projects
- General Fund \$2,022,999 Parking Surcharge Projects
- Transportation and Transit Fund \$8,068,610 Transit Half-Cent Surtax Projects
- Local Option Gas Tax Fund \$641,521 Capital Local Option Gas Tax Projects



Principal and Interest –Total amount of principal and interest payments scheduled in FY'09 related to the Homeland Defense/Neighborhood CIP Bond Series 2002A, 2007A, and 2007B. These payments are as follows:

- HD 2002A \$6,561,591
- HD 2007A \$5,241,900
- HD 2007B \$2,499,569



This Page Left Intentionally Blank

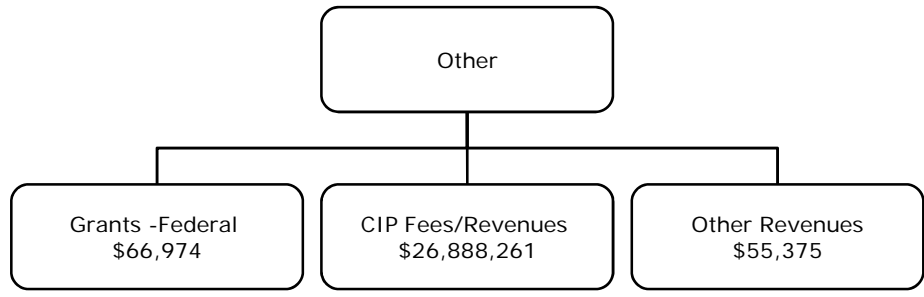
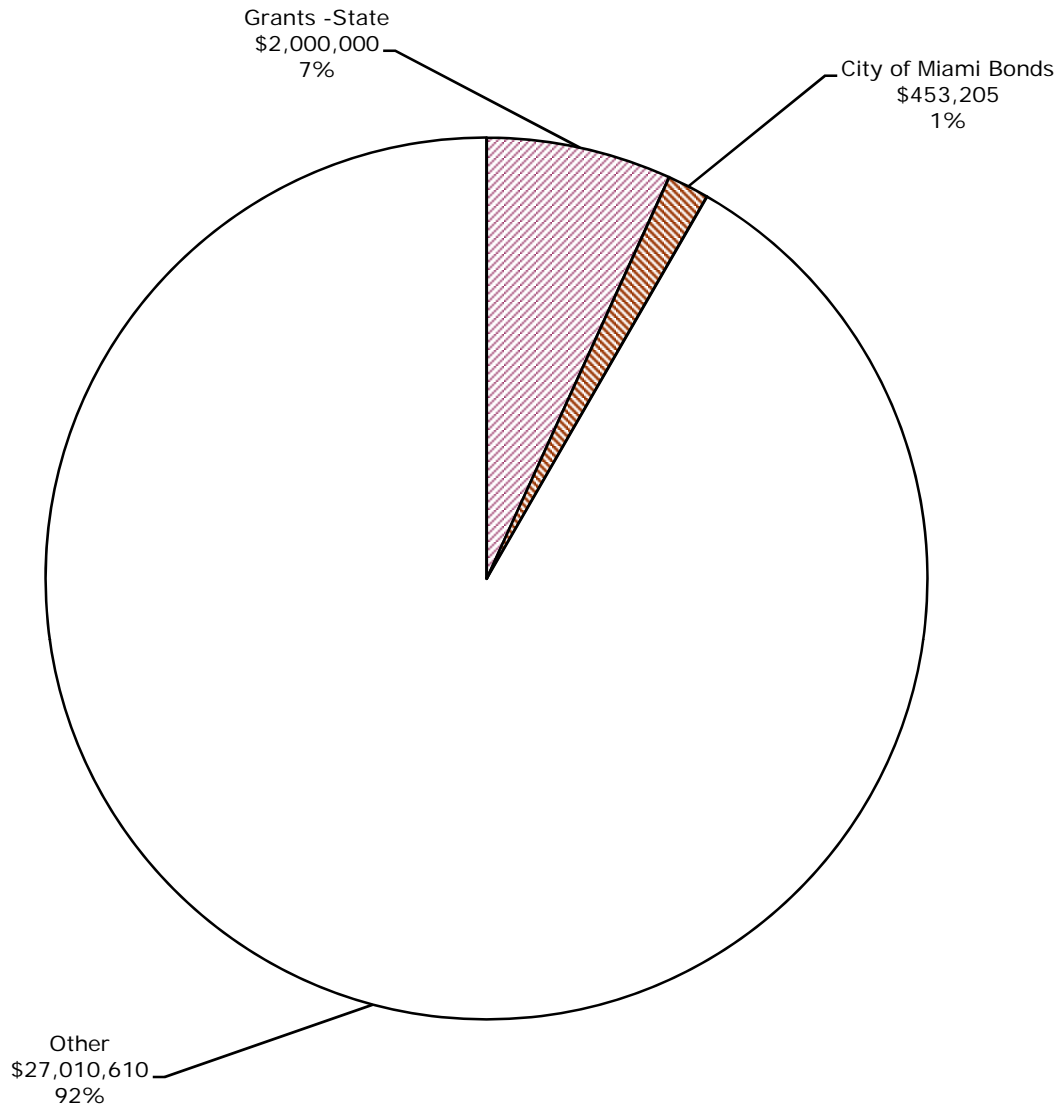


	Total Funded	Prior Year Appropriated (UnAudited)	FY 2009 Appropriation	FY 2010 Estimated	FY 2011 Estimated	FY 2012- FY 2014 Estimated
Funding Sources						
Grants -Federal	\$15,061,758	\$14,994,784	\$66,974			
Grants -State	71,835,177	69,835,177	2,000,000			
Grants -Miami Dade County	96,931,538	39,993,538		56,938,000		
Grants -Other	24,610,239	24,610,239				
City of Miami Bonds	305,926,088	186,442,084	453,205	119,030,799		
CIP Fees/Revenues	210,798,173	183,909,917	26,888,261			
Other	12,066,304	12,010,929	55,375			
Total Funding Sources	737,229,277	531,796,668	29,463,815	175,968,799	0	0
Capital Outlay						
General Government	72,588,905	61,790,773	7,740,267	3,057,865		
Community Redevelopment Agency (CRA)	7,322,000	7,322,000				
Public Safety	87,307,507	83,624,558	1,485,949	2,197,000		
Disaster Recovery	3,927,400	3,927,400				
Public Facilities	83,021,887	33,673,205	453,205	48,895,478		
Parks and Recreation	156,676,406	128,900,255	2,822,064	24,954,087		
Streets and Sidewalks	191,863,294	119,587,742	7,503,636	64,771,921		
Mass Transit	21,992,216	19,617,030	2,375,186			
Storm Sewers	105,062,168	68,473,526	4,496,193	32,092,448		
Solid Waste	7,467,494	4,880,179	2,587,315			
Total Capital Outlay	\$737,229,277	\$531,796,668	\$29,463,815	\$175,968,799	\$0	\$0

Source: Capital Improvement Fund 2008-09 Multi-Year Capital Plan

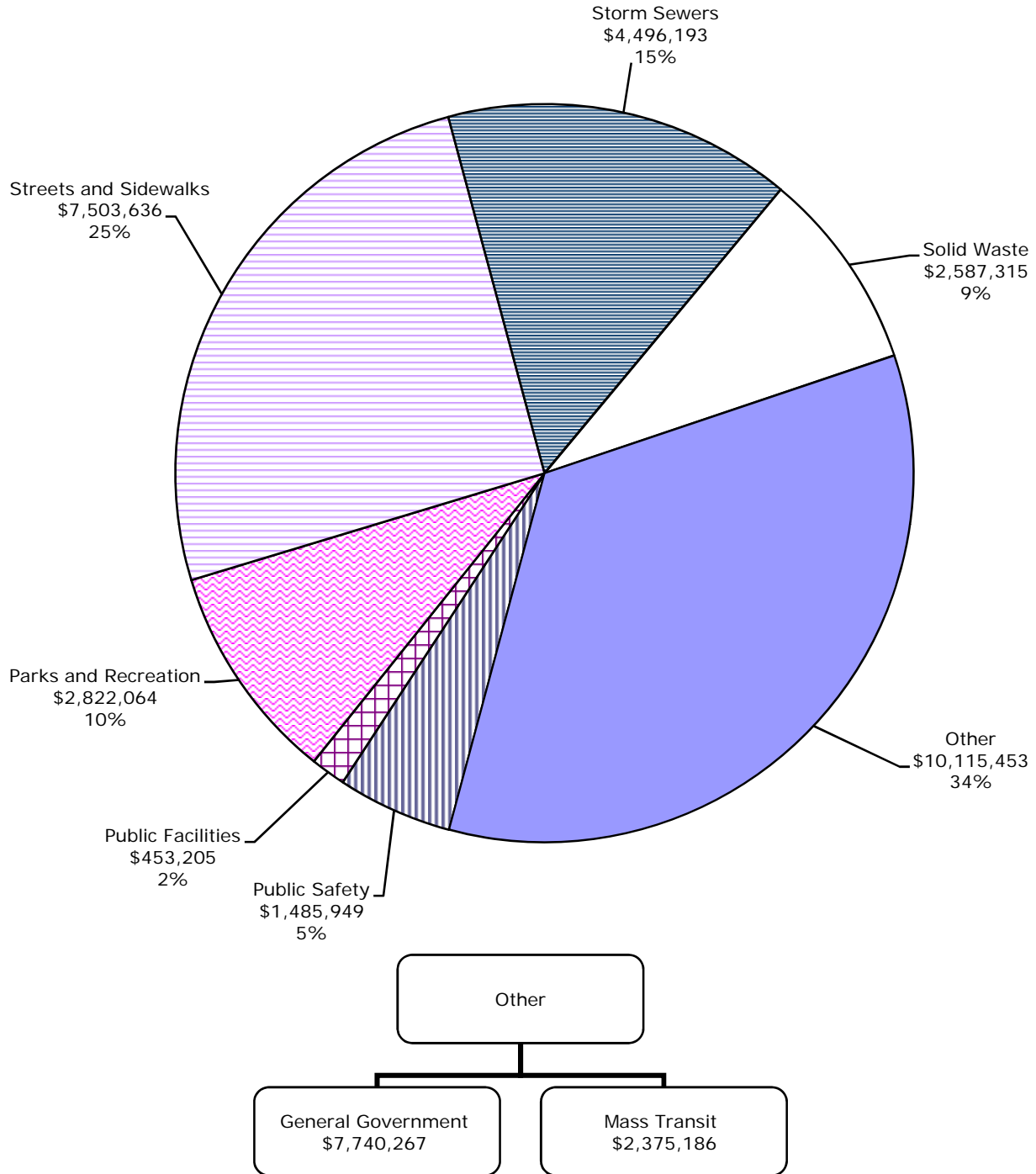
Funding Sources -Capital Improvement Fund

\$29,463,815



Capital Outlay -Capital Improvement Fund

\$29,463,815





This Page Left Intentionally Blank



	Project #	Estimated Project Cost	Prior Year Appropriated (UnAudited)	FY 2009 Funding Source	FY 2009 Appropriation
General Government					
Public Works Maintenance Yard	B-30551	\$1,324,000		CIP Fees/Revenues	\$1,324,000
Citywide General Improvements - Impact Fees	B-30644	367,916		CIP Fees/Revenues	367,916
Citywide General Fleet Replacement	B-74200	3,148,361	2,809,760	CIP Fees/Revenues	338,601
Police Vehicle Replacement	B-74220	22,299,413	17,999,413	CIP Fees/Revenues	4,300,000
Police Motorcycle Lease	B-74221	395,793	313,293	CIP Fees/Revenues	82,500
Upgrade PC Software & Hardware	B-74606	7,174,921	2,609,921	CIP Fees/Revenues	1,327,250
Total -General Government		34,710,404	23,732,387		7,740,267
Public Safety					
Police Department Property Unit Outdoor Storage	B-30373A	714,693	386,102	CIP Fees/Revenues	328,591
Police Department Upgrades to Auto Pound	B-30373B	161,766		CIP Fees/Revenues	161,766
South Police Substation Shutters	B-30592	559,915	419,936	CIP Fees/Revenues	139,979
North District Police Station, Wind Retrofit	B-30592A	86,200		Federal Grant	66,974
				CIP Fees/Revenues	19,226
Fire Station Enhancements -Range Hoods	B-72802N	65,673		CIP Fees/Revenues	65,673
New Rescue Trucks -Impact Fees North District	B-72810N	494,648		CIP Fees/Revenues	494,648
New Rescue Trucks -Impact Fees South District -Fire Station 4	B-72810S	247,324	38,232	CIP Fees/Revenues	209,092
Total -Public Safety		2,330,219	844,270		1,485,949
Public Facilities					
Miamarina Emergency Pier Repairs	B-30325	1,675,735	1,222,530	City of Miami Bonds	453,205
Total -Public Facilities		1,675,735	1,222,530		453,205
Parks and Recreation					
Citywide Park Equipment & Site Improvements	B-30541	4,970,458	4,356,917	Other	55,375
Morningside Park Pool Facility Renovation	B-30585	1,787,448	646,731	CIP Fees/Revenues	500,000
Curtis Park Track Expansion	B-30635	150,000		CIP Fees/Revenues	150,000
Curtis Park Baseball Field Additions	B-30636	50,000		CIP Fees/Revenues	50,000



	Project #	Estimated Project Cost	Prior Year Appropriated (UnAudited)	FY 2009 Funding Source	FY 2009 Appropriation
Margaret Pace Park New Shade Structure and Swings	B-30638	100,000		CIP Fees/Revenues	100,000
Jose Marti Park Parking Lot Expansion	B-30639	135,000		CIP Fees/Revenues	135,000
Jose Marti Park New Swings / Shade and Additional Vitacourse	B-30640	100,000		CIP Fees/Revenues	100,000
Robert King High Park Additional Softball Field Bleachers	B-30641	30,000		CIP Fees/Revenues	30,000
Shenandoah Park Additional Shade Structure	B-30642	50,000		CIP Fees/Revenues	50,000
Lummus Park Landing New Riverwalk, Walkway and Trees	B-30643	300,000		CIP Fees/Revenues	300,000
Hadley Park Youth Center and Field Improvements	B-35883A	9,571,000	4,764,995	CIP Fees/Revenues	500,000
Virginia Key Beach Site Improvements	B-35898	313,235	63,235	CIP Fees/Revenues	250,000
Alice Wainwright Park Site Improvements	B-35906	376,689		CIP Fees/Revenues	301,689
Peacock Park Site Improvements	B-75883	1,100,000		CIP Fees/Revenues	300,000
Total -Parks and Recreation		19,033,830	9,831,878		2,822,064
Streets & Sidewalks					
SW 3rd Avenue Road Improvements Project	B-30031A	2,274,800	1,274,800	CIP Fees/Revenues	1,000,000
SW 16th Avenue	B-30168C	847,427	47,427	CIP Fees/Revenues	800,000
Miami River Greenways -NW 5th Street Bridge Extension	B-30336	2,077,280	1,828,974	CIP Fees/Revenues	248,306
Citywide Streets Improvements	B-30597B	641,521		CIP Fees/Revenues	641,521
DWNTWN Beautification -North	B-30606N	2,737,142	2,187,432	CIP Fees/Revenues	549,715
DWNTWN Beautification -South	B-30606S	2,737,143	2,187,427	CIP Fees/Revenues	549,716
Center Grove Lighting	B-30621	923,568		CIP Fees/Revenues	923,568
Bird Avenue Road Improvement	B-30628	2,541,336		CIP Fees/Revenues	400,000
Venetian Causeway Improvements	B-39911	2,900,000		State Grant	1,000,000
NE 2nd Avenue Improvements	B-78508	37,457,209	1,105,600	CIP Fees/Revenues	1,390,810
Total -Streets & Sidewalks		55,137,426	8,631,660		7,503,636
Mass Transit					
Health District Circulator Service	B-30581	748,000	374,000	CIP Fees/Revenues	374,000



	Project #	Estimated Project Cost	Prior Year Appropriated (UnAudited)	FY 2009 Funding Source	FY 2009 Appropriation
Transportation Program Support Services -Transit Professional Services	B-30645A	101,037		CIP Fees/Revenues	101,037
Miami Street Car Project	B-71215	229,000,000	8,183,714	CIP Fees/Revenues	1,900,149
Total -Mass Transit		229,849,037	8,557,714		2,375,186
Storm Sewers					
Englewood Storm Sewers -Phase III	B-30011	11,652,500	1,574,748	CIP Fees/Revenues	892,063
Northwest Storm Sewers	B-30014	10,638,400	671,000	CIP Fees/Revenues	892,065
San Marco & Biscayne Islands Drainage Improvements	B-30588	4,027,051	475,000	State Grant	500,000
Durham Terrace Drainage Project	B-30629	1,562,000		CIP Fees/Revenues	220,000
Storm Drainage Master Plan Update	B-30632	600,000		CIP Fees/Revenues	600,000
Fairlawn Storm Sewer Improvements Project Phase III	B-50704	8,974,497	4,888,125	State Grant	500,000
				CIP Fees/Revenues	892,065
Total -Storm Sewers		37,454,448	7,608,873		4,496,193
Solid Waste					
Solid Waste Collection Equipment	B-73202	6,450,315	3,863,000	CIP Fees/Revenues	2,587,315
Total -Solid Waste		6,450,315	3,863,000		2,587,315
Total -Capital Outlay		\$386,641,414	\$64,292,312		\$29,463,815

Source: Capital Improvement Fund 2008-09 Multi-Year Capital Plan



This Page Left Intentionally Blank